Test Report

Report No.:	SHA03-26035624-CS-01EnR1
SampleOrigin:	Customer Sample Delivery
Client:	SHAANXI ALICE BIO-TECH CO., LTD.
Address:	Room 12409, Unit 1, Building 1, No.6 Zhangba 1st Road, Hi-Tech Zone, Xi'an, Shaanxi

Shanghai WEIPU Testing Technology Group Co., Ltd.

SHANGHAI WEIPU TESTING TECHNOLOGY GROUP CO.,LTD.REPORT SERVICE 上海微谱检测科技集团股份有限公司 报告专用章

扫码确认报告真伪

Test Report

The following sample(s) was/were submitted and identified on behalf of the applicant:

Sample Name:	Hydroxyapatite
Sample Description:	/
Batch No.:	20260126
Sample Model:	/

Testing information:

Date of Sample Received:	2026-03-16
Testing Period:	2026-03-16~2026-03-30
Test Requirement(s)	Selected test (s) as requested by client.
Test Result(s):	Please refer to next page(s)
Remark(s):	This report is the English version of SHA03-26035624-CS-01R1. In case of any discrepancy between the Chinese and English versions, the Chinese version shall prevail. This report is a revision of SHA03-26035624-CS-01En, and the original report is void.

Compiled by: Lan Ma

Approved by: Chenchen Xu

Issued Date: 2026-04-01

1. Test Results:

Sample No.	Sample Name	Test Item(s)	Test Result(s)	Unit(s)	Reference Standard(s)
2603006304-1	Hydroxyapatite	SEM	See Appendix 2.1	/	JY/T 0584-2020
		TEM	See Appendix 2.1	/	GB/T 42208-2022
		Proportion of length-to-diameter ratio ⩽ 3	88.21	%	Internal laboratory methods

Note(s):

1. Customer Note: HAP granules have not undergone coating or surface modification.

2. According to Table 2.2.1, the samples are judged to be elongated columnar as their length-to-diameter ratio is all ⩾1.

****End of Page****

2. Typical Attachment(s):

2.1 SEM



Fig.2.1-1 sample"2603006304-1"SEMpicture



Fig.2.1-2 sample"2603006304-1"SEMpicture



Fig.2.1-3 sample"2603006304-1"SEMpicture



Fig.2.1-4 sample"2603006304-1"SEMpicture



Fig.2.1-5 sample"2603006304-1"SEMpicture



Fig.2.1-6 sample"2603006304-1"SEMpicture



Fig.2.1-7 sample"2603006304-1"SEMpicture

****End of page****

2.2 TEM



Fig. 2.2-1 sample"2603006304-1"TEMpicture



Fig. 2.2-2 sample"2603006304-1"TEMpicture



Fig. 2.2-3 sample"2603006304-1"TEMpicture



Fig. 2.2-4 sample"2603006304-1"TEMpicture



Fig. 2.2-5 sample"2603006304-1"TEMpicture

Table 2.2-1 Particle Size Distribution Data for Sample '2603006304-1'

No.	Long diameter /nm	Short diameter/nm	Aspect ratio
1	64.86	20.11	3.23
2	33.66	10.84	3.11
3	39.28	14.36	2.74
4	43.46	16.17	2.69
5	56.23	16.05	3.50
6	54.67	26.36	2.07
7	58.56	19.23	3.05
8	31.62	17.67	1.79
9	58.14	21.72	2.68
10	47.12	19.90	2.37

11	30.81	12.12	2.54
12	25.04	13.22	1.89
13	38.57	12.14	3.18
14	40.33	15.19	2.66
15	38.90	17.18	2.26
16	39.69	14.86	2.67
17	41.11	10.71	3.84
18	40.22	13.29	3.03
19	42.68	11.45	3.73
20	50.67	18.98	2.67
21	51.17	16.39	3.12
22	39.39	11.62	3.39
23	41.42	16.45	2.52
24	32.75	13.42	2.44
25	50.73	18.75	2.71
26	26.70	10.82	2.47
27	21.27	8.25	2.58
28	26.80	8.64	3.10
29	24.06	9.77	2.46
30	30.88	7.22	4.28
31	33.53	10.53	3.18
32	29.09	12.12	2.40
33	30.34	13.59	2.23
34	37.38	11.64	3.21
35	23.13	9.52	2.43
36	24.22	8.92	2.72
37	32.23	11.19	2.88
38	29.32	11.20	2.62

39	17.45	9.40	1.86
40	30.59	8.31	3.68
41	29.32	10.71	2.74
42	24.91	7.52	3.31
43	22.82	9.69	2.36
44	20.81	8.69	2.39
45	17.31	6.23	2.78
46	13.80	6.68	2.07
47	19.12	7.11	2.69
48	16.78	6.71	2.50
49	26.12	10.61	2.46
50	31.95	13.31	2.40
51	31.43	11.91	2.64
52	31.42	12.88	2.44
53	27.52	13.44	2.05
54	26.86	13.74	1.95
55	27.23	13.35	2.04
56	19.67	9.37	2.10
57	16.77	7.65	2.19
58	18.43	9.37	1.97
59	16.82	5.30	3.17
60	22.65	12.21	1.86
61	23.18	10.76	2.15
62	16.85	8.35	2.02
63	18.34	12.63	1.45
64	15.20	7.62	1.99
65	29.19	11.61	2.51
66	18.06	9.86	1.83

67	17.27	7.78	2.22
68	19.57	8.52	2.30
69	22.82	9.44	2.42
70	22.63	10.45	2.17
71	22.42	12.63	1.78
72	18.28	9.48	1.93
73	21.86	10.76	2.03
74	19.52	9.82	1.99
75	22.08	12.92	1.71
76	42.93	17.29	2.48
77	21.29	13.63	1.56
78	40.08	17.75	2.26
79	29.81	12.71	2.35
80	27.80	13.08	2.13
81	26.43	11.22	2.36
82	24.78	10.21	2.43
83	27.43	13.59	2.02
84	21.66	9.93	2.18
85	33.91	21.93	1.55
86	29.30	16.58	1.77
87	30.17	16.14	1.87
88	29.80	17.11	1.74
89	23.01	16.14	1.43
90	20.80	15.31	1.36
91	19.27	11.89	1.62
92	22.52	10.97	2.05
93	21.11	10.71	1.97
94	22.29	12.80	1.74

95	30.66	17.55	1.75
96	31.17	18.68	1.67
97	23.00	17.75	1.30
98	18.12	9.00	2.01
99	16.61	10.19	1.63
100	17.55	10.90	1.61
101	22.49	11.86	1.90
102	32.99	10.76	3.07
103	24.14	10.99	2.20
104	19.00	9.50	2.00
105	21.13	11.47	1.84
106	18.41	9.62	1.91
107	31.01	15.03	2.06
108	31.43	14.75	2.13
109	23.62	12.91	1.83
110	33.12	10.09	3.28
111	30.17	16.17	1.87
112	25.47	11.01	2.31
113	32.23	13.25	2.43
114	20.45	10.06	2.03
115	23.79	11.91	2.00
116	43.80	20.82	2.10
117	41.14	13.66	3.01
118	27.47	12.65	2.17
119	23.53	13.39	1.76
120	18.49	10.22	1.81
121	21.64	8.86	2.44
122	28.29	11.40	2.48

123	15.11	8.18	1.85
124	15.71	6.49	2.42
125	18.08	8.54	2.12
126	15.15	7.63	1.99
127	15.67	8.69	1.80
128	29.72	12.66	2.35
129	19.98	10.62	1.88
130	25.85	12.40	2.08
131	19.22	7.75	2.48
132	29.27	12.68	2.31
133	18.86	11.16	1.69
134	15.79	6.53	2.42
135	12.79	5.11	2.50
136	13.62	5.81	2.34
137	15.91	6.40	2.49
138	20.75	7.93	2.62
139	16.61	7.43	2.24
140	18.85	10.35	1.82
141	20.65	8.10	2.55
142	23.43	10.03	2.34
143	13.17	8.86	1.49
144	28.52	9.94	2.87
145	20.45	10.38	1.97
146	21.39	10.70	2.00
147	15.92	9.14	1.74
148	34.03	16.50	2.06
149	17.44	11.12	1.57
150	19.38	10.68	1.81

151	25.80	16.23	1.59
152	29.16	10.30	2.83
153	32.88	14.91	2.21
154	34.34	15.33	2.24
155	24.66	12.66	1.95
156	29.73	14.36	2.07
157	29.81	11.60	2.57
158	36.31	13.64	2.66
159	43.20	17.09	2.53
160	18.24	10.42	1.75
161	33.82	11.82	2.86
162	23.20	10.15	2.29
163	27.94	9.76	2.86
164	18.89	11.64	1.62
165	39.17	15.20	2.58
166	43.66	18.11	2.41
167	28.96	16.67	1.74
168	25.88	15.19	1.70
169	16.81	9.45	1.78
170	58.49	23.38	2.50
171	53.43	19.44	2.75
172	35.51	18.42	1.93
173	43.55	8.36	5.21
174	44.78	8.36	5.36
175	49.82	19.42	2.57
176	32.67	15.87	2.06
177	26.77	17.59	1.52
178	41.80	22.38	1.87

179	25.09	16.14	1.55
180	30.02	17.00	1.77
181	40.02	19.41	2.06
182	23.34	8.83	2.64
183	34.32	21.09	1.63
184	31.62	19.37	1.63
185	26.86	13.12	2.05
186	46.11	15.34	3.01
187	43.51	16.72	2.60
188	47.73	18.49	2.58
189	39.47	12.44	3.17
190	33.97	22.15	1.53
191	34.17	17.22	1.98
192	33.39	24.95	1.34
193	34.63	21.28	1.63
194	46.24	21.93	2.11
195	27.09	10.72	2.53
196	25.16	12.86	1.96
197	28.06	13.62	2.06
198	35.58	16.81	2.12
199	26.93	11.79	2.28
200	24.97	9.41	2.65
201	17.60	8.15	2.16
202	26.28	13.46	1.95
203	29.86	11.02	2.71
204	37.34	18.91	1.97
205	30.95	15.00	2.06
206	27.99	11.58	2.42

207	20.15	13.91	1.45
208	53.34	19.82	2.69
209	26.99	11.02	2.45
210	48.36	18.98	2.55
211	47.68	26.46	1.80
212	36.40	23.62	1.54
213	26.91	12.96	2.08
214	25.40	10.92	2.33
215	34.07	14.06	2.42
216	22.50	15.63	1.44
217	33.16	9.88	3.36
218	31.51	13.70	2.30
219	39.60	13.52	2.93
220	32.17	10.48	3.07
221	27.25	14.13	1.93
222	43.53	22.24	1.96
223	44.27	16.21	2.73
224	28.07	13.44	2.09
225	32.00	13.17	2.43
226	27.75	10.39	2.67
227	24.41	10.09	2.42
228	36.14	12.45	2.90
229	32.94	9.08	3.63
230	32.85	14.27	2.30
231	29.55	13.72	2.15
232	24.31	10.02	2.43
233	41.25	16.04	2.57
234	25.24	11.32	2.23

235	20.74	8.89	2.33
236	43.64	13.44	3.25
237	40.14	9.70	4.14
238	34.69	15.08	2.30
239	25.47	11.86	2.15
240	28.01	11.13	2.52
241	15.70	9.95	1.58
242	24.38	12.85	1.90
243	28.17	13.67	2.06
244	18.31	13.67	1.34
245	18.31	10.94	1.67
246	26.58	12.82	2.07
Average	29.30	12.91	2.31

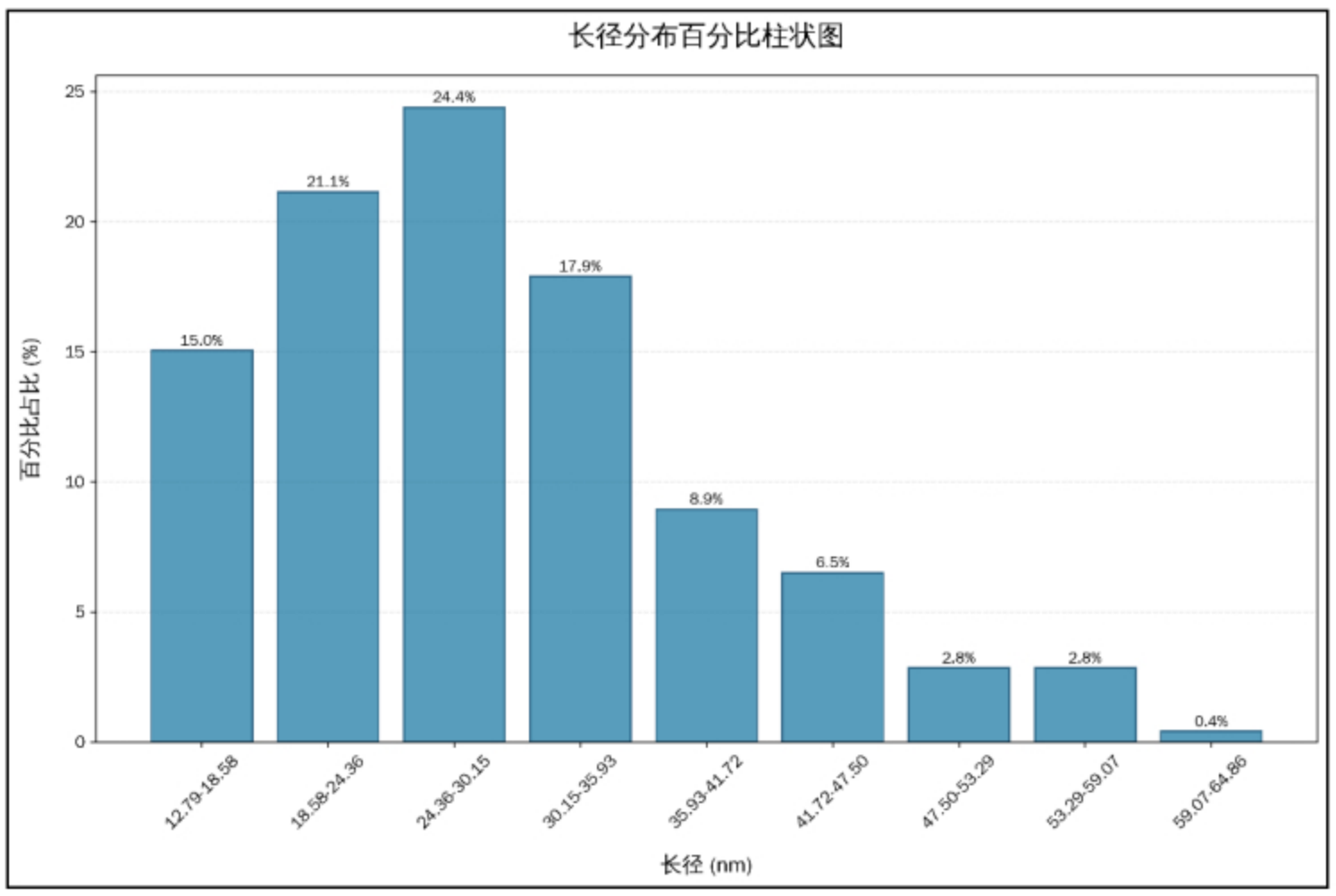

Figure 2.2-6 Sample "2603006304-1" TEM length-to-diameter distribution percentage histogram

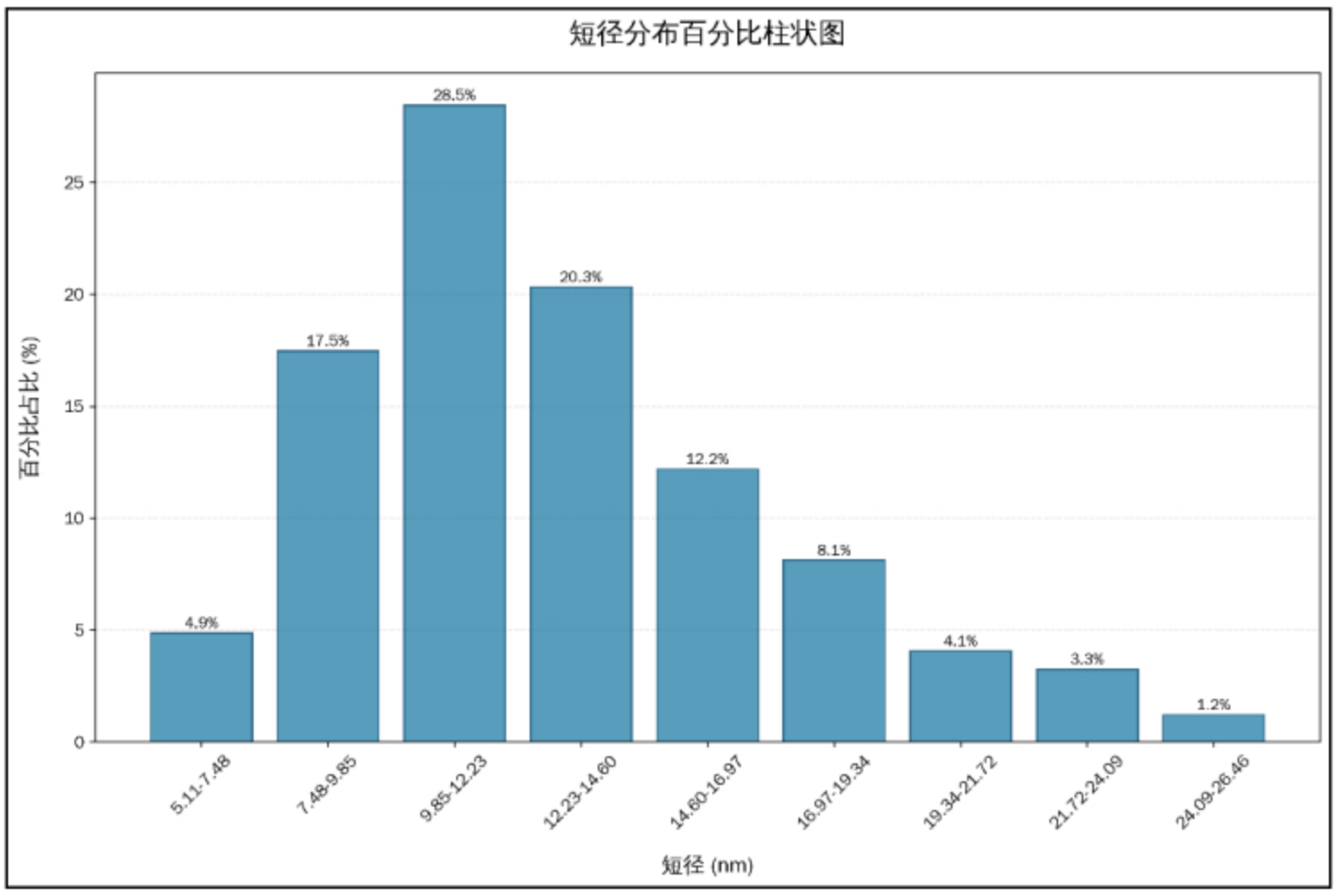

Figure 2.2-7 Sample "2603006304-1" TEM Short Diameter Distribution Percentage Histogram

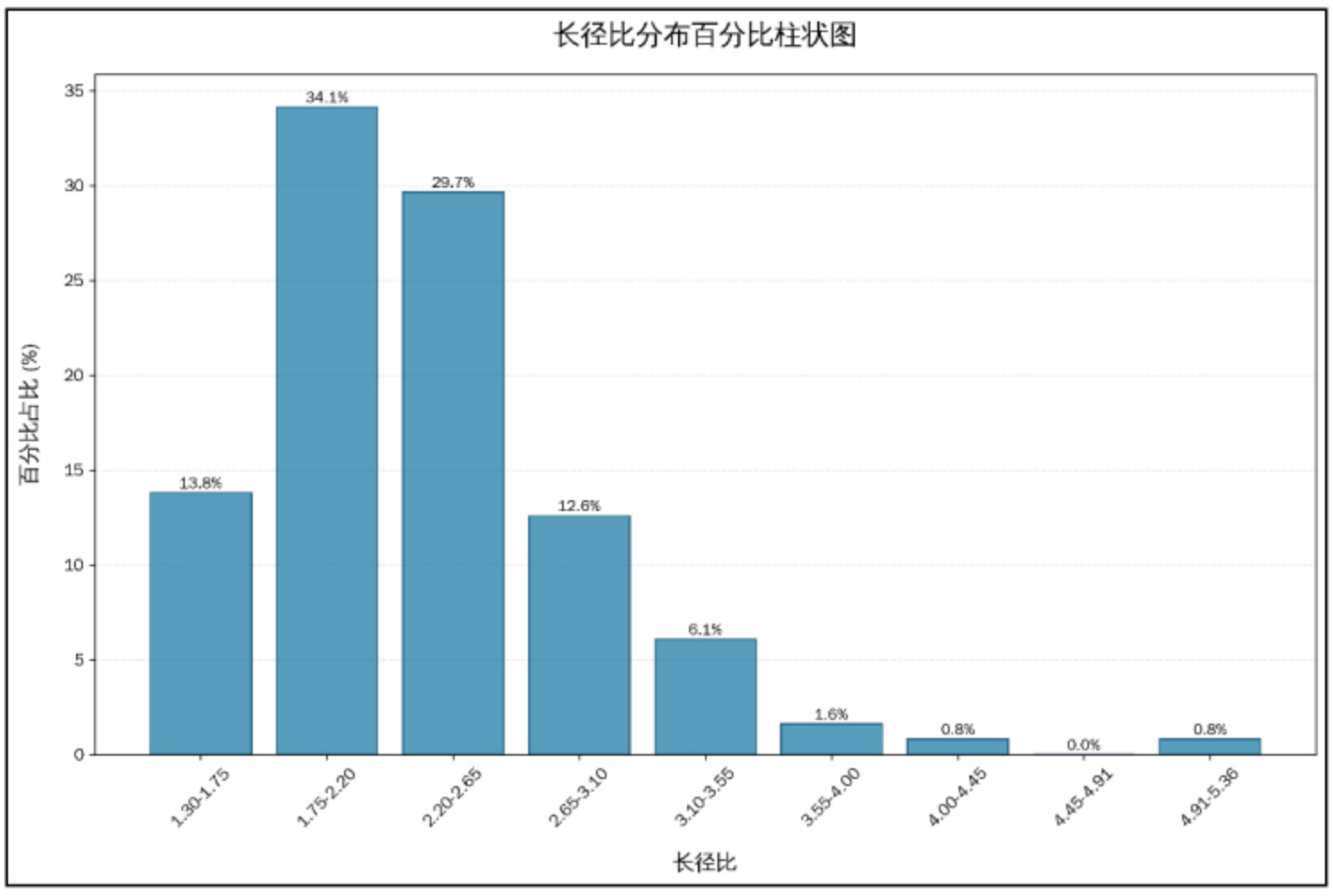

Figure 2.2-8 Sample "2603006304-1" TEM length-to-diameter ratio distribution percentage histogram

****End of Page****

Sample picture(s)



2603006304-1

End of the Report

——DECLARE——

1. The report is invalid without the stamp of "Special Seal for Inspection or Testing" or without "Special Seal for the Report" or without the signature of the approver.
2. No unauthorized changes, additions or deletions shall be made to the report.
3. Neither fragmented report nor its incomplete copy shall be deemed valid. The complete copy is invalid without the stamp of "Special Seal for Inspection or Testing" or "Special Seal for the Report".
4. Any queries on the report shall be presented to us within 15 working days after receipt of the report.
5. The results described here in this report are based on the sample(s) tested. The data and results shown in the report without CMA logo are not used as proof for society, only for internal uses.
6. The applicant takes full responsible for the truthfulness of the testing sample(s) and information related thereto.
7. Without the permission of the company, any party is prohibited from using the test results and the report for undue publicity.